



Welcome,

Grab your pencils, put on your thinking caps, and get ready to learn how to turn your play into profit.





Take a moment to jot down 5 things you enjoy doing in your free time. Whether it's drawing, playing games, or exploring nature, celebrate your hobbies and share with friends!

SHARE YOUR THOUGHTS



DRAW TEN THINGS
THAT EXCITE YOU!

2



PLAYFUL AFFIRMATIONS

I am a smart saver
and I make wise
choices with my
money.



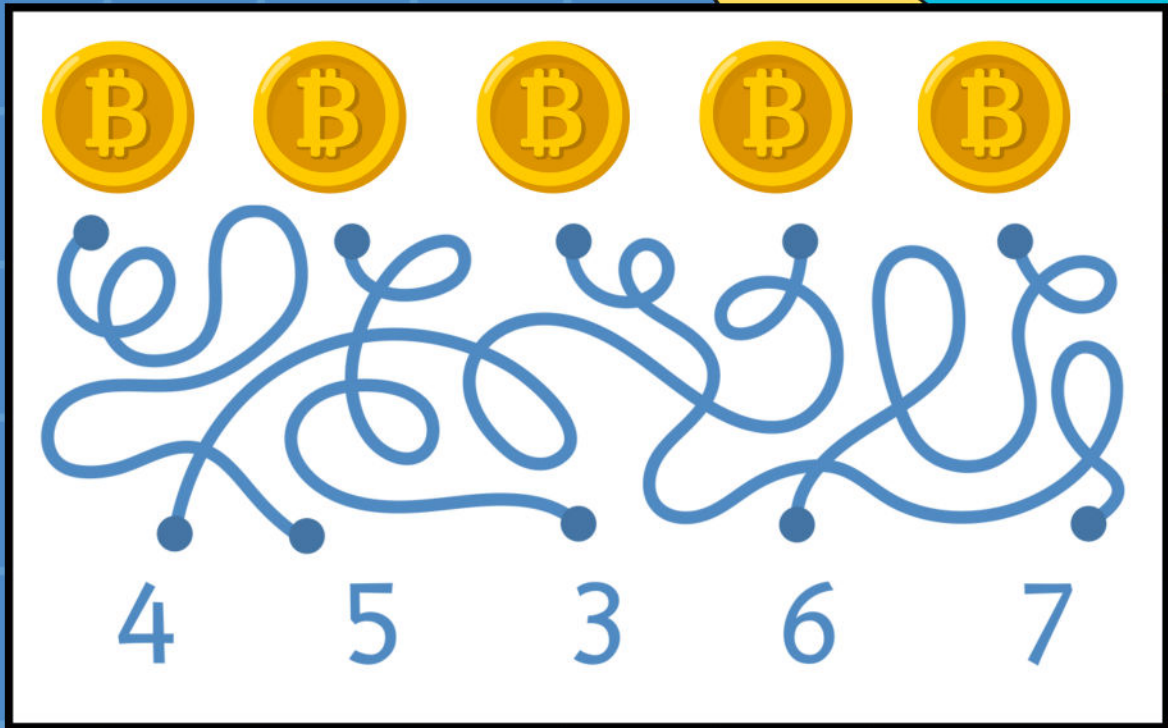
PRACTICE TIME!

Blank lined paper for practice writing affirmations.





MAZES



**How
many
bitcoins?**





COLOR BY NUMBER

5



Number 0



Number 3



Number 6



Number 1



Number 4



Number 7



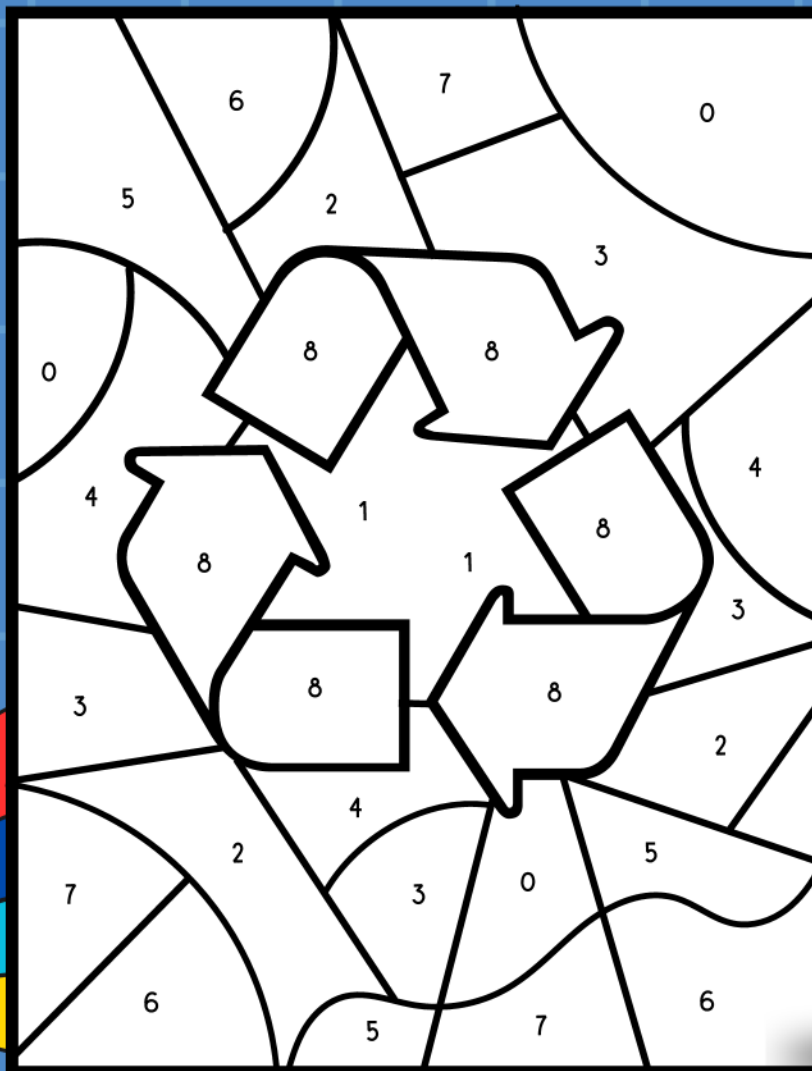
Number 2



Number 5



Number 8



Color the
numbered
areas following
the key to
complete the
picture





ARTS AND CRAFT

Let's explore turning your hobbies into money! Think about your interests—drawing, crafting, or playing an instrument. Brainstorm ways to share your talents and earn while having fun!



SHARE YOUR THOUGHTS

Handwriting practice area with multiple lines for writing. The area is divided into sections by dashed lines, with solid lines above and below each dashed line. The top section is the largest, followed by several smaller sections. The bottom section is the smallest. The lines are white on a blue background.




IF YOU COULD SOLVE A PROBLEM
IN THE WORLD WHAT WOULD IT BE?

7

A large, empty white rectangle with a black border, intended for a student to write their answer to the question. The rectangle is centered on the page and takes up most of the vertical space below the question.



MAZES



**Help the boy get
to his savings
account**





COLOR BY NUMBER



Number 0



Number 3



Number 6



Number 1



Number 4



Number 7




Number 2



Number 5



Number 8



Color the
numbered
areas following
the key to
complete the
picture





BAKING



1. Pick a candy recipe you love.
2. Plan your budget for ingredients.
3. Shop wisely, learn about prices.
4. Bake and package your treats.
5. Set fair prices.
6. Create eye-catching signs.
7. Sell with enthusiasm and friendly smiles!
8. Track sales and expenses.
9. Reflect on what worked and what you enjoyed.
10. Celebrate your sweet success!



SHARE YOUR THOUGHTS

Two red tabs with double slashes (//) are visible at the top of the lined paper.

The page features a large, blank sheet of lined paper with horizontal lines and dashed midlines, intended for writing thoughts. The paper is decorated with a rainbow graphic on the left side and a dotted line border on the right.



IMAGINE A BUSINESS THAT MAKES
PEOPLE'S LIVES MORE FUN. WHAT WOULD IT
DO. AND HOW WOULD IT WORK?

11



PLAYFUL AFFIRMATIONS

I'm a super-
duper, fun-loving
genius!



PRACTICE TIME!

A large, blank, lined paper area for practicing writing affirmations. The paper has a red tab on the left and a red tab on the right. The lines are dashed for tracing and solid for writing.





MAZES



Help the children
get the cupcakes
to the baking sale





COLOR BY NUMBER



Number 0



Number 3



Number 6



Number 1



Number 4



Number 7



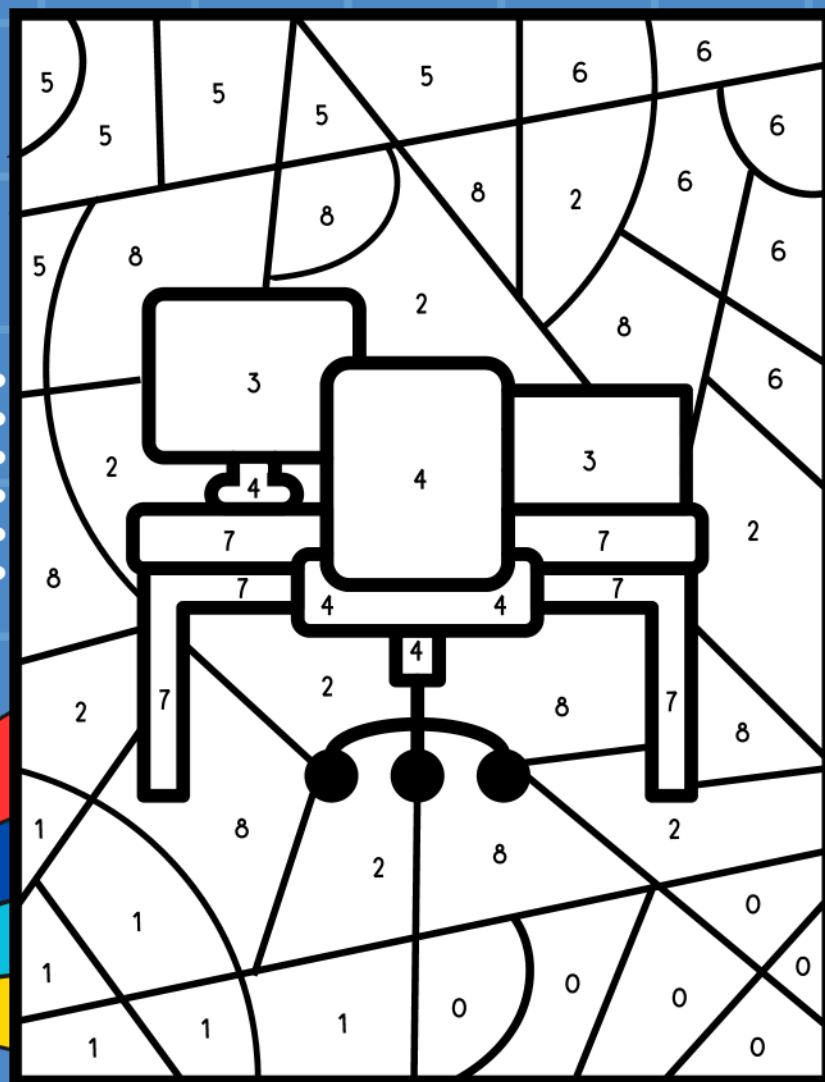
Number 2



Number 5



Number 8



Color the
numbered
areas following
the key to
complete the
picture





RECYCLE DRIVE



1. Gather friends interested in recycling.
2. Set a collection goal.
3. Get bins for cans, bottles, and more.
4. Plan collection locations and dates.
5. Promote your drive with posters and social media.
6. Recycle responsibly.
7. Calculate profits.
8. Decide on a fun use for the money.
9. Celebrate your eco-friendly success!



SHARE YOUR THOUGHTS



Two red tabs with double slashes (//) are visible at the top of the page.

A large, blank, lined area for writing thoughts, featuring alternating solid and dashed horizontal lines.



IF YOU COULD INVENT A NEW TOY OR GAME,
WHAT WOULD IT BE, AND HOW WOULD YOU SELL
IT TO OTHER KIDS?

16



PLAYFUL AFFIRMATIONS

I am a bubbling
fountain of positivity,
overflowing with fun
and laughter!



PRACTICE TIME!



Blank lined paper for practice writing affirmations.



MAZES



**Help the children
pick up litter**





COLOR BY NUMBER

Number 0

Number 3

Number 6

Number 1

Number 4

Number 7

Number 2

Number 5

Number 8



Color the
numbered
areas following
the key to
complete the
picture





HOPE YOU HAD FUN!

